

Photoelectric BVR_c observations of 24 classical Cepheids

DOI 10.24411/2221-0474-2020-10004

L.N. Berdnikov¹, G.N. Abdullaeva², M.A. Ibrahimov³

¹ Sternberg Astronomical Institute, Moscow State University, Universitetskij pr. 13, Moscow 119992, Russia; leonid.berdnikov@gmail.com

² Ulugh Beg Astronomical Institute, Astronomical str. 33, Tashkent 700052, Uzbekistan

³ Institute of Astronomy, Russian Academy of Sciences, Pyatnitskaya str. 48, Moscow 119017, Russia

In June and September 2004, 673 photoelectric BVR_c brightness measurements were made for 24 Cepheids using the 60-cm reflector of Mt. Maidanak Observatory. V light curves and $B - V$ and $V - R_c$ colour curves are presented.

Our photoelectric observations were performed between June 14, 2004 and September 19, 2004 (JD 2453171–53268). The 60-cm reflector of the Mt. Maidanak Observatory (Uzbekistan), equipped with a four-channel pulse-counting photoelectric photometer, was used. A description of the observing techniques can be found in Berdnikov and Turner (2004).

We have obtained a total of 673 measurements in BVR_c system (Cousins 1976) for 24 Cepheids; observational uncertainties are close to 0.02 mag in all bands. The light and color curves are presented in Figs. 1–3. The phases of observations for all the Cepheids were calculated with the elements from the General Catalogue of Variable Stars (Samus et al., 2017). The observations are available in a text file in the html version of the paper.

Acknowledgments: This work was supported by the Russian Foundation for Basic Research (project nos. 18-02-00890 and 19-02-00611) to LNB and through the national grant programs of the Center for the Science and Technologies of the Republic Uzbekistan to MAI and AGN. We are also grateful to the administration of Mt. Maidanak Observatory for allocation of a large amount of observing time for this observing program.

References:

- Berdnikov, L.N., Turner, D.G., 2004, *Astron. Astrophys. Trans.*, **23**, 253
Cousins, A.W.J., 1976, *Mem. RAS*, **81**, 25
Samus, N.N., Kazarovets E.V., Durlevich O.V., Kireeva N.N., Pastukhova E.N., 2017, *Astron. Rep.*, **61**, 80

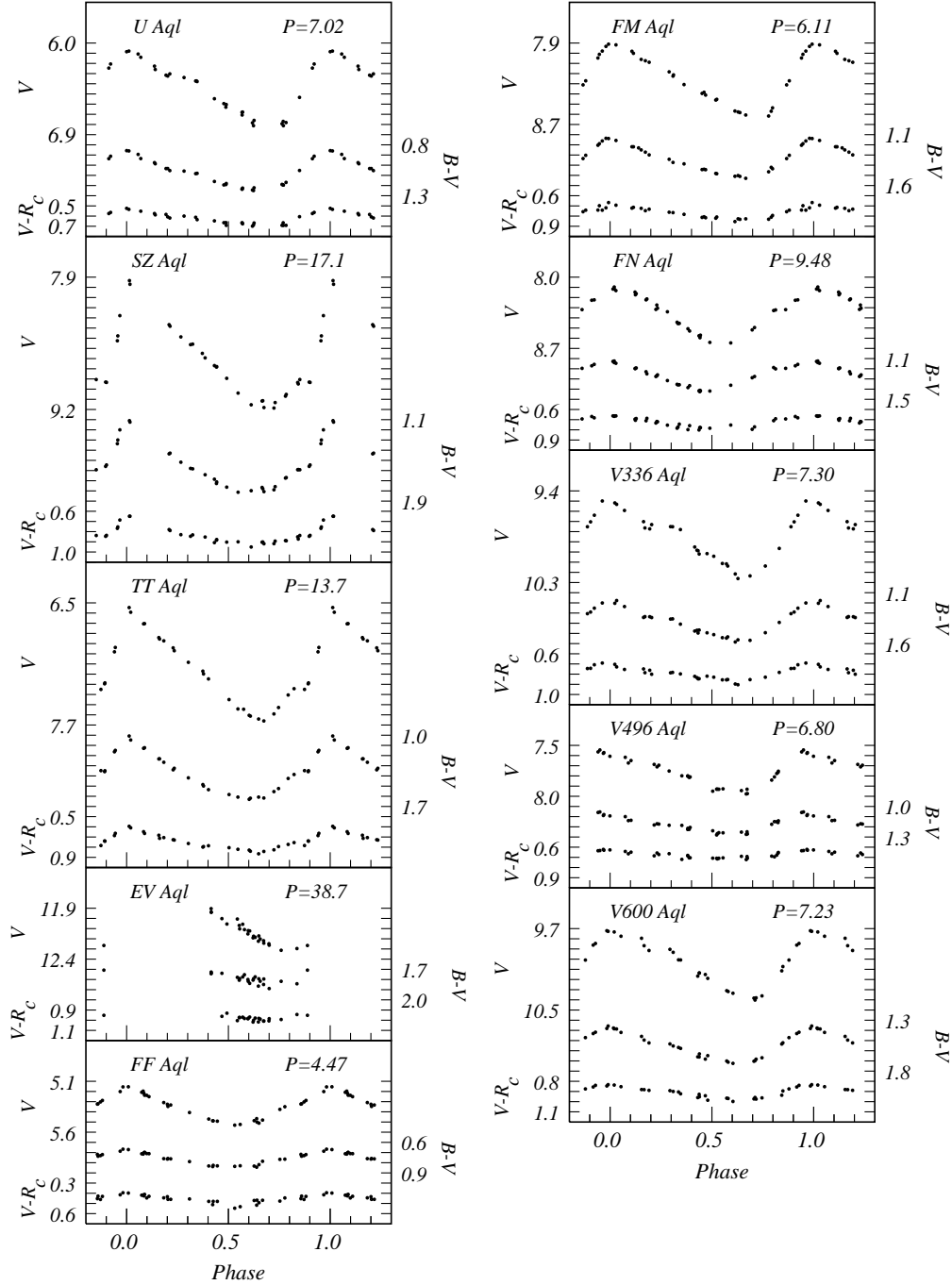
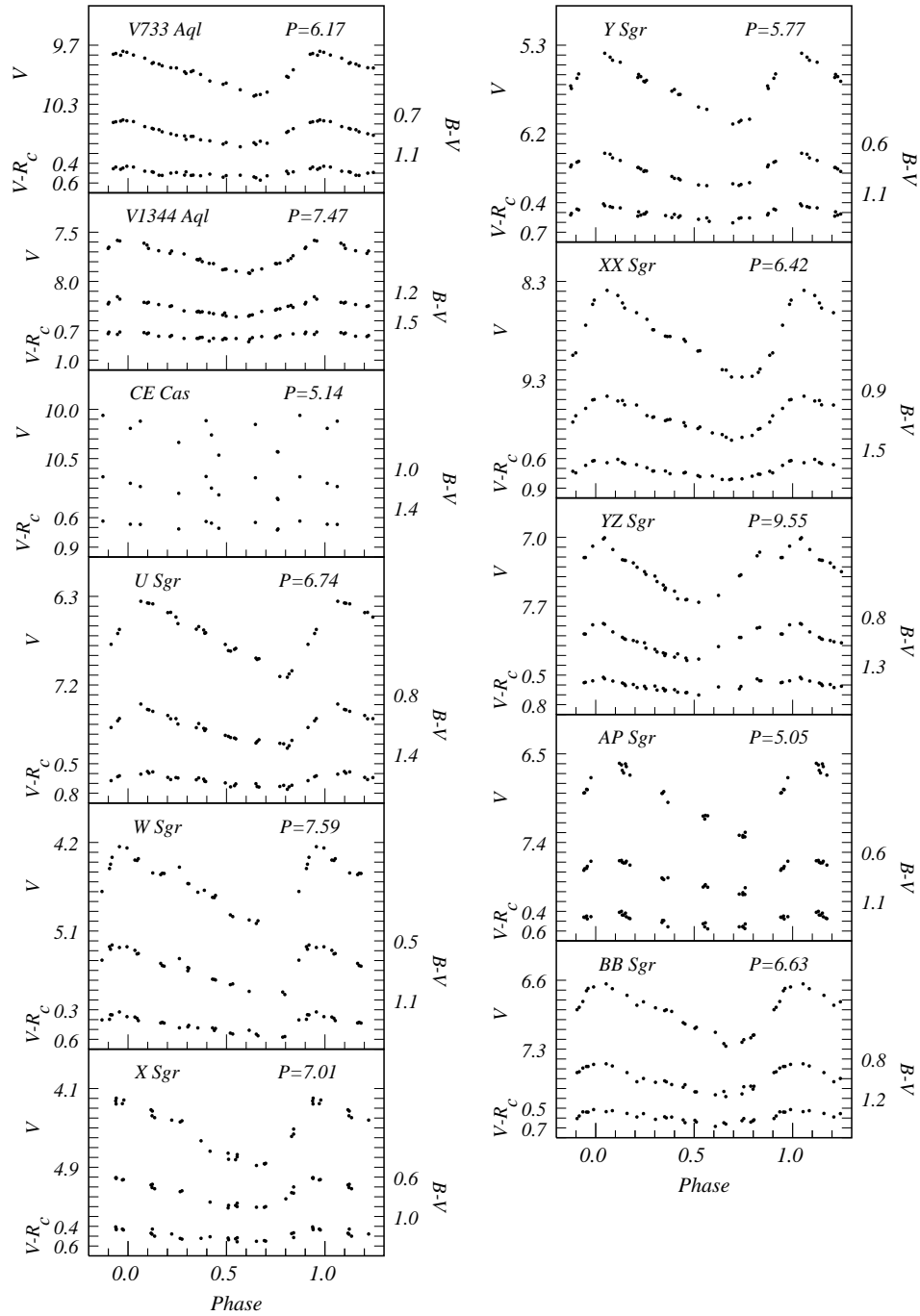


Figure 1.

Light and color curves for U Aql, SZ Aql, TT Aql, EV Aql, FF Aql, FM Aql, FN Aql, V336 Aql, V496 Aql, and V600 Aql.

**Figure 2.**

Light and color curves for V733 Aql, V1344 Aql, CE Cas, U Sgr, W Sgr, X Sgr, Y Sgr, XX Sgr, YZ Sgr, AP Sgr, and BB Sgr.

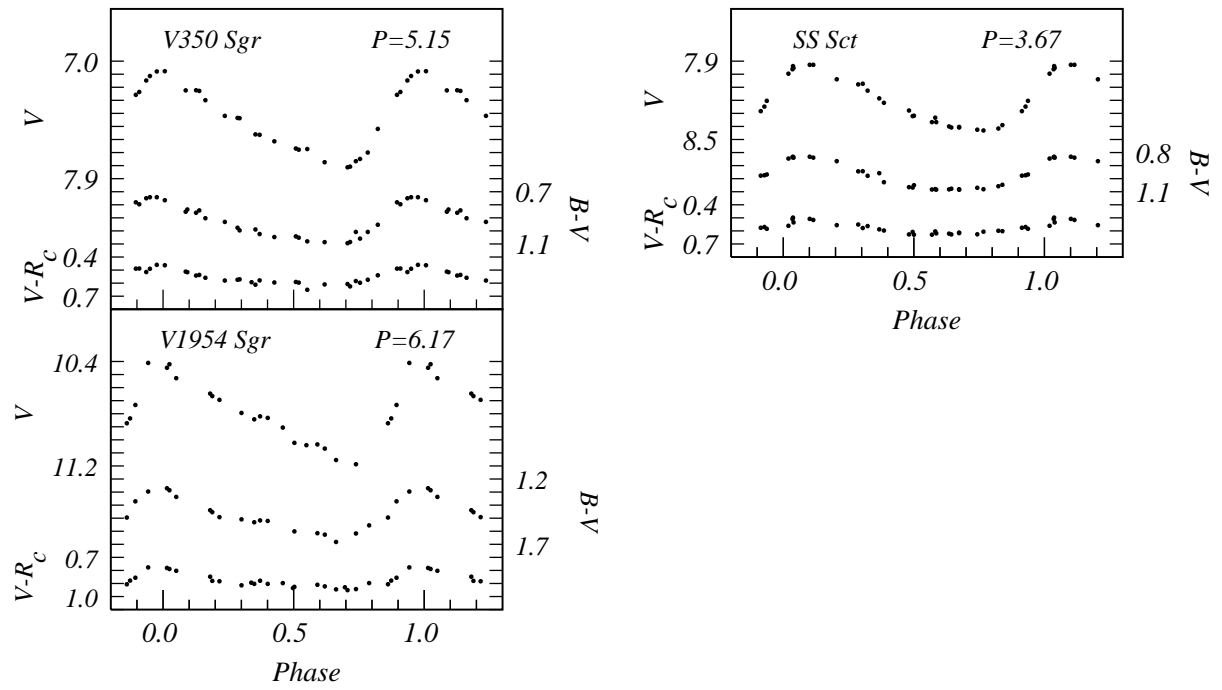


Figure 3.
Light and color curves for V350 Sgr, V1954 Sgr, and SS Sct.